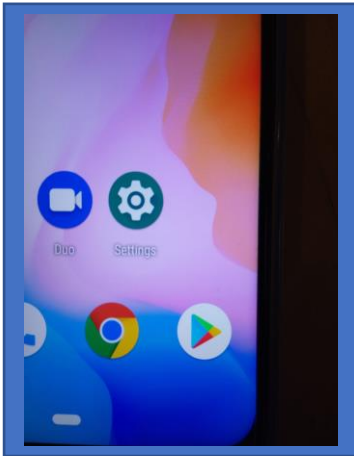
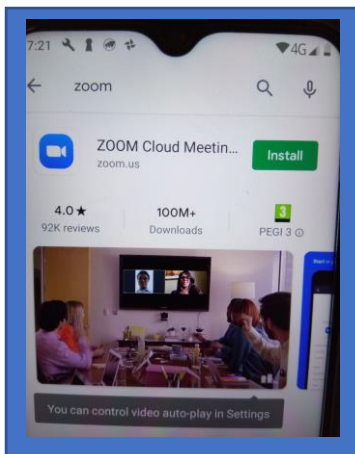


How to download Zoom App on your mobile phone:


1. Open Google Play Store on your Android device: (white box or circle with a colourful triangle)



2. Search for Zoom Cloud Meetings. Locate and tap **Install**.



3. Read the permissions listing. If the permission is acceptable, tap **Accept**.
4. Allow the installation to complete
5. Zoom app will appear on the mobile screen



How to join a Zoom meeting on an android phone:

Your host will text you or WhatsApp a meeting ID

1. Open the **Zoom mobile app**.
2. Join a meeting using these method: ...
3. Enter the **meeting ID number** sent by your host and **your display name...**
4. Select to **connect audio and video**
5. Tap **Join Meeting**

How to join a Zoom meeting on my laptop:

Your host will email you a zoom link and a password (meeting ID)

1. Click on the link
2. Click on **download & run Zoom** if it's the first time you are using Zoom in your laptop, click on **Run**
3. Click on **Join a meeting**
4. Enter **Meeting ID**
5. Select **Join with video**
6. Select **Join with computer Audio**